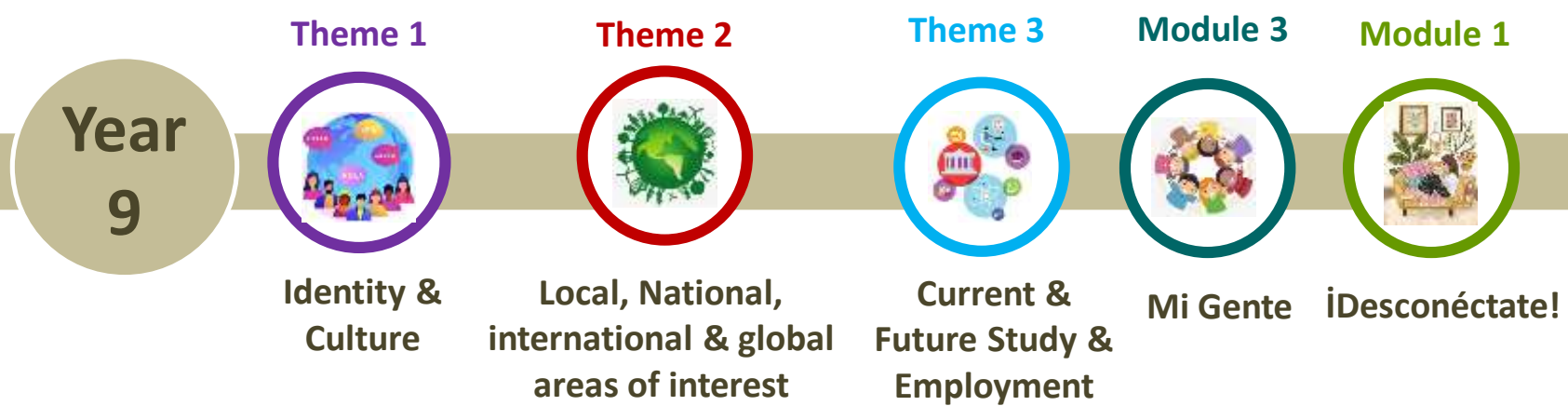





YEAR 9 SPANISH CURRICULUM SETS 1 & 2 OVERVIEW & KNOWLEDGE MAPS



Knowledge Map
Year 9 Spanish
Overview of
Themes & Topics



Year 8



Me, my family & friends

Free-Time Activities

My Studies

Home, town, neighbourhood & region

Social & Global issues

Jobs, career choices & ambitions

Healthy/Unhealthy Living


Travel & tourism



Customs & Festivals

Module 3

Module 1



Year 10

Year 9 Spanish Half Term 1 Curriculum Overview

Topic	No of lessons	Key knowledge and skills	Resources	Progression and links	SEND/ More able	Assessment & recording: factual recall checks
Me, my family & friends	6	Students should be able to: <ul style="list-style-type: none"> Introduce themselves. Describe their personality. Describe themselves. Refer to other family members. Use adjectival agreements. Use verbs in the present tense. Use ser & estar. 	<i>Bridging Course Lesson PPTs – Family</i> <i>Languagenut</i> <i>Memrise</i>	SMSC: Looking at how family dynamics have changed in Spanish speaking countries. Literacy: Coverage of all 4 skills – listening, speaking, reading & writing. Strategies for accurate spelling, memorising and retention of new vocabulary Making links (word families) Key reading skills - skimming, scanning etc. Focus on written accuracy. Marking for accuracy and for quality of language. CEIAG: There are 3 CEIAG sessions per year – HT1/HT3/HT4.	Challenge: <ul style="list-style-type: none"> Extension/Homework workbook Genius tasks embedded into PowerPoints Scaffold: <ul style="list-style-type: none"> Clear instructions on slides Workbooks to annotate Sentence builders 	Formative Assessment <ul style="list-style-type: none"> La Chispa retrieval practice Self/Peer assessment Low stakes testing Mini white boards True/False cards Languagenut / ActiveLearn & Memrise Vocabulary & verb tests Summative Assessment <ul style="list-style-type: none"> End of unit tests End of year tests Data drops
Free-Time Activities	6	Students should be able to: <ul style="list-style-type: none"> Talk about sports. Talk about non sporting free time activities. Use time markers to say how often they do different activities. Understand when to use hacer & jugar. Use three different time frames to say what they do in their free time. 	<i>Bridging Course Lesson PPTs – Free Time</i> <i>Languagenut</i> <i>Memrise</i>	SMSC: Looking at how young people spend their free time in Spanish speaking countries. Reference to pelota & balonmano. Literacy: Coverage of all 4 skills – listening, speaking, reading & writing. Strategies for accurate spelling, memorising and retention of new vocabulary Making links (word families) Key reading skills - skimming, scanning etc. Focus on written accuracy. Marking for accuracy and for quality of language. CEIAG: There are 3 CEIAG sessions per year – HT1/HT3/HT4.	Challenge: <ul style="list-style-type: none"> Extension/Homework workbook Genius tasks embedded into PowerPoints Scaffold: <ul style="list-style-type: none"> Clear instructions on slides Workbooks to annotate Sentence builders 	Formative Assessment <ul style="list-style-type: none"> La Chispa retrieval practice Self/Peer assessment Low stakes testing Mini white boards True/False cards Languagenut / ActiveLearn & Memrise Vocabulary & verb tests Summative Assessment <ul style="list-style-type: none"> End of unit tests End of year tests Data drops
My Studies	4	Students should be able to: <ul style="list-style-type: none"> Give opinions about school subjects. Talk about their teachers. Describe school facilities. Justify opinions using a range of language. Talk about school rules. 	<i>Bridging Course Lesson PPTs – School</i> <i>Languagenut</i> <i>Memrise</i>	SMSC: Comparing the differences between schools in Spain & in the UK by referencing, uniform, rules, times, holidays etc. Literacy: Coverage of all 4 skills – listening, speaking, reading & writing. Strategies for accurate spelling, memorising and retention of new vocabulary Making links (word families) Key reading skills - skimming, scanning etc. Focus on written accuracy. Marking for accuracy and for quality of language. CEIAG 1: https://www.youtube.com/watch?v=8kAJZOtrSIY Languages in business	Challenge: <ul style="list-style-type: none"> Extension/Homework workbook Genius tasks embedded into PowerPoints Scaffold: <ul style="list-style-type: none"> Clear instructions on slides Workbooks to annotate Sentence builders 	Formative Assessment <ul style="list-style-type: none"> La Chispa retrieval practice Self/Peer assessment Low stakes testing Mini white boards True/False cards Languagenut / ActiveLearn & Memrise Vocabulary & verb tests Summative Assessment <ul style="list-style-type: none"> End of unit tests End of year tests Data drops

Knowledge Map
Year 9 Spanish
Bridging Course
Overview
September to
April

Year 9

Theme 1



Identity &
Culture

Theme 2



Local, National,
international & global
areas of interest

Theme 3



Current &
Future Study &
Employment

Module 3



Mi Gente

Module 1



¡Desconéctate!

Year 8



Me, my
family &
friends

Free-Time
Activities

My
Studies

Healthy/
Unhealthy
Living


Travel &
tourism

Home, town,
neighbourhood
& region

Jobs, career
choices &
ambitions

Social &
Global
issues

Customs
&
Festivals



Module 3
GCSE Viva
Textbook

Year 9 Spanish Half Term 2 Curriculum Overview

Topic	No of lessons	Key knowledge and skills	Resources	Progression and links	SEND/ More able	Assessment & recording; factual recall checks
My studies & Trial 1	2 & 4 including CTG tasks	Students should be able to: <ul style="list-style-type: none"> Give opinions about school subjects. Talk about their teachers. Describe school facilities. Justify opinions using a range of language. Talk about school rules. 	<i>Bridging Course Lesson PPTs – School</i> <i>Languagenut</i> <i>Memrise</i>	SMSC: Comparing the differences between schools in Spain & in the UK by referencing, uniform, rules, times, holidays etc. Literacy: Coverage of all 4 skills – listening, speaking, reading & writing. Strategies for accurate spelling, memorising and retention of new vocabulary Making links (word families) Key reading skills - skimming, scanning etc. Focus on written accuracy. Marking for accuracy and for quality of language. CEIAG: There are 3 CEIAG sessions per year – HT3/HT4/HT6..	Challenge: <ul style="list-style-type: none"> Extension/Homework workbook Genius tasks embedded into PowerPoints Scaffold: <ul style="list-style-type: none"> Clear instructions on slides Workbooks to annotate Sentence builders 	Formative Assessment <ul style="list-style-type: none"> La Chispa retrieval practice Self/Peer assessment Low stakes testing Mini white boards True/False cards Languagenut / ActiveLearn & Memrise Vocabulary & verb tests Summative Assessment <ul style="list-style-type: none"> End of unit tests End of year tests Data drops
Home, town, neighbourhood & region	6	Students should be able to: <ul style="list-style-type: none"> Talk about places in the town. Use se puede. Describe their personality . Describe their house. 	<i>Bridging Course Lesson PPTs – Home & local area</i> <i>Languagenut</i> <i>Memrise</i>	SMSC: Researching a Spanish speaking country (or city/town). Literacy: Coverage of all 4 skills – listening, speaking, reading & writing. Strategies for accurate spelling, memorising and retention of new vocabulary Making links (word families) Key reading skills - skimming, scanning etc. Focus on written accuracy. Marking for accuracy and for quality of language. CEIAG: There are 3 CEIAG sessions per year – HT3/HT4/HT6.	Challenge: <ul style="list-style-type: none"> Extension/Homework workbook Genius tasks embedded into PowerPoints Scaffold: <ul style="list-style-type: none"> Clear instructions on slides Workbooks to annotate Sentence builders 	Formative Assessment <ul style="list-style-type: none"> La Chispa retrieval practice Self/Peer assessment Low stakes testing Mini white boards True/False cards Languagenut / ActiveLearn & Memrise Vocabulary & verb tests Summative Assessment <ul style="list-style-type: none"> End of unit tests End of year tests Data drops
Travel & tourism	2	Students should be able to: <ul style="list-style-type: none"> Talk about the weather. Use 3 tenses to talk about holidays in the past, present & the future. Say what you did on holiday. Book accommodation . 	<i>Bridging Course Lesson PPTs – Holidays</i> <i>Languagenut</i> <i>Memrise</i>	SMSC: Students are able to describe holidays in a range of tenses. Literacy: Coverage of all 4 skills – listening, speaking, reading & writing. Strategies for accurate spelling, memorising and retention of new vocabulary Making links (word families) Key reading skills - skimming, scanning etc. Focus on written accuracy. Marking for accuracy and for quality of language. CEIAG: There are 3 CEIAG sessions per year – HT3/HT4/HT6.	Challenge: <ul style="list-style-type: none"> Extension/Homework workbook Genius tasks embedded into PowerPoints Scaffold: <ul style="list-style-type: none"> Clear instructions on slides Workbooks to annotate Sentence builders 	Formative Assessment <ul style="list-style-type: none"> La Chispa retrieval practice Self/Peer assessment Low stakes testing Mini white boards True/False cards Languagenut / ActiveLearn & Memrise Vocabulary & verb tests Summative Assessment <ul style="list-style-type: none"> End of unit tests – DC01 End of year tests Data drops

Knowledge Map
Year 9 Spanish
Bridging Course
Overview
September to
April

Year 9

Theme 1



Identity &
Culture

Theme 2



Local, National,
international & global
areas of interest

Theme 3



Current &
Future Study &
Employment

Module 3



Mi Gente

Module 1



¡Desconéctate!

Year 8



Me, my
family &
friends

Free-Time
Activities

My
Studies

Healthy/
Unhealthy
Living


Travel &
tourism

Home, town,
neighbourhood
& region

Jobs, career
choices &
ambitions

Social &
Global
issues

Customs
&
Festivals



Module 3
GCSE Viva
Textbook

Year 9 Spanish Half Term 3 Curriculum Overview						
Topic	No of lessons	Key knowledge and skills	Resources	Progression and links	SEND/ More able	Assessment & recording; factual recall checks
Travel & tourism	4	Students should be able to: <ul style="list-style-type: none"> Talk about the weather. Use 3 tenses to talk about holidays in the past, present & the future. Say what on did on holiday. Book accommodation . 	<i>Bridging Course Lesson PPTs – Holidays</i> <i>Languagenut</i> <i>Memrise</i>	SMSC: Students are able to describe holidays in a range of tenses. Literacy: Coverage of all 4 skills – listening, speaking, reading & writing. Strategies for accurate spelling, memorising and retention of new vocabulary Making links (word families) Key reading skills - skimming, scanning etc. Focus on written accuracy. Marking for accuracy and for quality of language CEIAG: There are 3 CEIAG sessions per year – HT1/HT3/HT4.	Challenge: <ul style="list-style-type: none"> Extension/Homework workbook Genius tasks embedded into PowerPoints Scaffold: <ul style="list-style-type: none"> Clear instructions on slides Workbooks to annotate Sentence builders 	Formative Assessment <ul style="list-style-type: none"> La Chispa retrieval practice Self/Peer assessment Low stakes testing Mini white boards True/False cards Languagenut / ActiveLearn & Memrise Vocabulary & verb tests Summative Assessment <ul style="list-style-type: none"> End of unit tests End of year tests Data drops
Healthy/ Unhealthy Living	4	Students should be able to: <ul style="list-style-type: none"> Describe meal times. Talk about what they eat. Talk about their diet. Discuss diet related problems. Understanding different tenses. 	<i>Bridging Course Lesson PPTs – Healthy Living</i> <i>Languagenut</i> <i>Memrise</i>	SMSC: Comparing UK diets with that of Spanish speaking countries. Literacy: Coverage of all 4 skills – listening, speaking, reading & writing. Strategies for accurate spelling, memorising and retention of new vocabulary Making links (word families) Key reading skills - skimming, scanning etc. Focus on written accuracy. Marking for accuracy and for quality of language. CEIAG 1: There are 3 CEIAG sessions per year – HT3/HT4/HT6. https://www.youtube.com/watch?v=MqfmvqW-ipl Languages in health & wellbeing	Challenge: <ul style="list-style-type: none"> Extension/Homework workbook Genius tasks embedded into PowerPoints Scaffold: <ul style="list-style-type: none"> Clear instructions on slides Workbooks to annotate Sentence builders 	Formative Assessment <ul style="list-style-type: none"> La Chispa retrieval practice Self/Peer assessment Low stakes testing Mini white boards True/False cards Languagenut / ActiveLearn & Memrise Vocabulary & verb tests Summative Assessment <ul style="list-style-type: none"> End of unit tests End of year tests Data drops
Jobs, career choices & ambitions	2	Students should be able to: <ul style="list-style-type: none"> Talk about different jobs. Discuss job preferences. Talk about pocket money and how you earn it. Talk about pocket money & how you spend it. 	<i>Bridging Course Lesson PPTs – World of Work</i> <i>Languagenut</i> <i>Memrise</i>	SMSC: Students explore the world of work, and express their hopes and dreams, as well as ambitions, for the future. Literacy: Coverage of all 4 skills – listening, speaking, reading & writing. Strategies for accurate spelling, memorising and retention of new vocabulary Making links (word families) Key reading skills - skimming, scanning etc. Focus on written accuracy. Marking for accuracy and for quality of language. CEIAG: There are 3 CEIAG sessions per year – HT1/HT3/HT4.	Challenge: <ul style="list-style-type: none"> Extension/Homework workbook Genius tasks embedded into PowerPoints Scaffold: <ul style="list-style-type: none"> Clear instructions on slides Workbooks to annotate Sentence builders 	Formative Assessment <ul style="list-style-type: none"> La Chispa retrieval practice Self/Peer assessment Low stakes testing Mini white boards True/False cards Languagenut / ActiveLearn & Memrise Vocabulary & verb tests Summative Assessment <ul style="list-style-type: none"> End of unit tests End of year tests Data drops

Knowledge Map
Year 9 Spanish
Bridging Course
Overview
September to
April

Year 9

Theme 1



Identity &
Culture

Theme 2



Local, National,
international & global
areas of interest

Theme 3



Current &
Future Study &
Employment

Module 3




Mi Gente

Module 1



¡Desconéctate!

Year 8



Me, my
family &
friends

Free-Time
Activities

My
Studies

Healthy/
Unhealthy
Living

Travel &
tourism


Home, town,
neighbourhood
& region

Jobs, career
choices &
ambitions

Social &
Global
issues

Customs
&
Festivals

Module 3
GCSE Viva
Textbook



Year 9 Spanish Half Term 4 Curriculum Overview

Topic	No of lessons	Key knowledge and skills	Resources	Progression and links	SEND/ More able	Assessment & recording; factual recall checks
Jobs, career choices & ambitions	2	Students should be able to: <ul style="list-style-type: none"> Talk about different jobs. Discuss job preferences. Talk about pocket money and how you earn it. Talk about pocket money & how you spend it. 	<i>Bridging Course Lesson PPTs – World of work</i> <i>Languagenut</i> <i>Memrise</i>	SMSC: Students explore the world of work, and express their hopes and dreams, as well as ambitions, for the future. Literacy: Coverage of all 4 skills – listening, speaking, reading & writing. Strategies for accurate spelling, memorising and retention of new vocabulary Making links (word families) Key reading skills - skimming, scanning etc. Focus on written accuracy. Marking for accuracy and for quality of language CEIAG 2: https://www.youtube.com/watch?v=TpNlgzpGkBQ Languages in manufacturing & Engineering	Challenge: <ul style="list-style-type: none"> Extension/ Homework workbook Genius tasks embedded into PowerPoints Scaffold: <ul style="list-style-type: none"> Clear instructions on slides Workbooks to annotate Sentence builders 	Formative Assessment <ul style="list-style-type: none"> La Chispa retrieval practice Self/Peer assessment Low stakes testing Mini white boards True/False cards Languagenut / ActiveLearn & Memrise Vocabulary & verb tests Summative Assessment <ul style="list-style-type: none"> End of unit tests End of year tests Data drops
Social & Global issues	6	Students should be able to: <ul style="list-style-type: none"> Talk about the environment. Consider global issues. Talk about local actions. 	<i>Bridging Course Lesson PPTs – Social & global issues</i> <i>Languagenut</i> <i>Memrise</i>	SMSC: Students engage in discussions about some of the current problems in today's world such as the environment and poverty allowing them to better their understanding of the world around them. Literacy: Coverage of all 4 skills – listening, speaking, reading & writing. Strategies for accurate spelling, memorising and retention of new vocabulary Making links (word families) Key reading skills - skimming, scanning etc. Focus on written accuracy. Marking for accuracy and for quality of language. CEIAG: There are 3 CEIAG sessions per year – HT1/HT3/HT4.	Challenge: <ul style="list-style-type: none"> Extension/ Homework workbook Genius tasks embedded into PowerPoints Scaffold: <ul style="list-style-type: none"> Clear instructions on slides Workbooks to annotate Sentence builders 	Formative Assessment <ul style="list-style-type: none"> La Chispa retrieval practice Self/Peer assessment Low stakes testing Mini white boards True/False cards Languagenut / ActiveLearn & Memrise Vocabulary & verb tests Summative Assessment <ul style="list-style-type: none"> End of unit tests End of year tests Data drops
Customs & festivals	4	Students should be able to: <ul style="list-style-type: none"> Compare different festivals. Describe a special day. 	<i>Bridging Course Lesson PPTs – Customs & festivals</i> <i>Languagenut</i> <i>Memrise</i>	SMSC: Looking at cultural festivals for example Christmas & Easter and seeing how these are celebrated Spanish speaking countries. Literacy: Coverage of all 4 skills – listening, speaking, reading & writing. Strategies for accurate spelling, memorising and retention of new vocabulary Making links (word families) Key reading skills - skimming, scanning etc. Focus on written accuracy. Marking for accuracy and for quality of language. CEIAG: There are 3 CEIAG sessions per year – HT1/HT3/HT4.	Challenge: <ul style="list-style-type: none"> Extension/ Homework workbook Genius tasks embedded into PowerPoints Scaffold: <ul style="list-style-type: none"> Clear instructions on slides Workbooks to annotate Sentence builders 	Formative Assessment <ul style="list-style-type: none"> La Chispa retrieval practice Self/Peer assessment Low stakes testing Mini white boards True/False cards Languagenut / ActiveLearn & Memrise Vocabulary & verb tests Summative Assessment <ul style="list-style-type: none"> End of unit tests End of year tests Data drops

Knowledge Map
Year 9 Spanish
Bridging Course
Overview
September to
April

Year 9

Theme 1



**Identity &
Culture**

Theme 2



**Local, National,
international & global
areas of interest**

Theme 3



**Current &
Future Study &
Employment**

Module 3




Mi Gente

Module 1



¡Desconéctate!

Year 8



**Me, my
family &
friends**

**Free-Time
Activities**

**My
Studies**

**Healthy/
Unhealthy
Living**


**Travel &
tourism**

**Home, town,
neighbourhood
& region**

**Jobs, career
choices &
ambitions**

**Social &
Global
issues**

**Customs
&
Festivals**

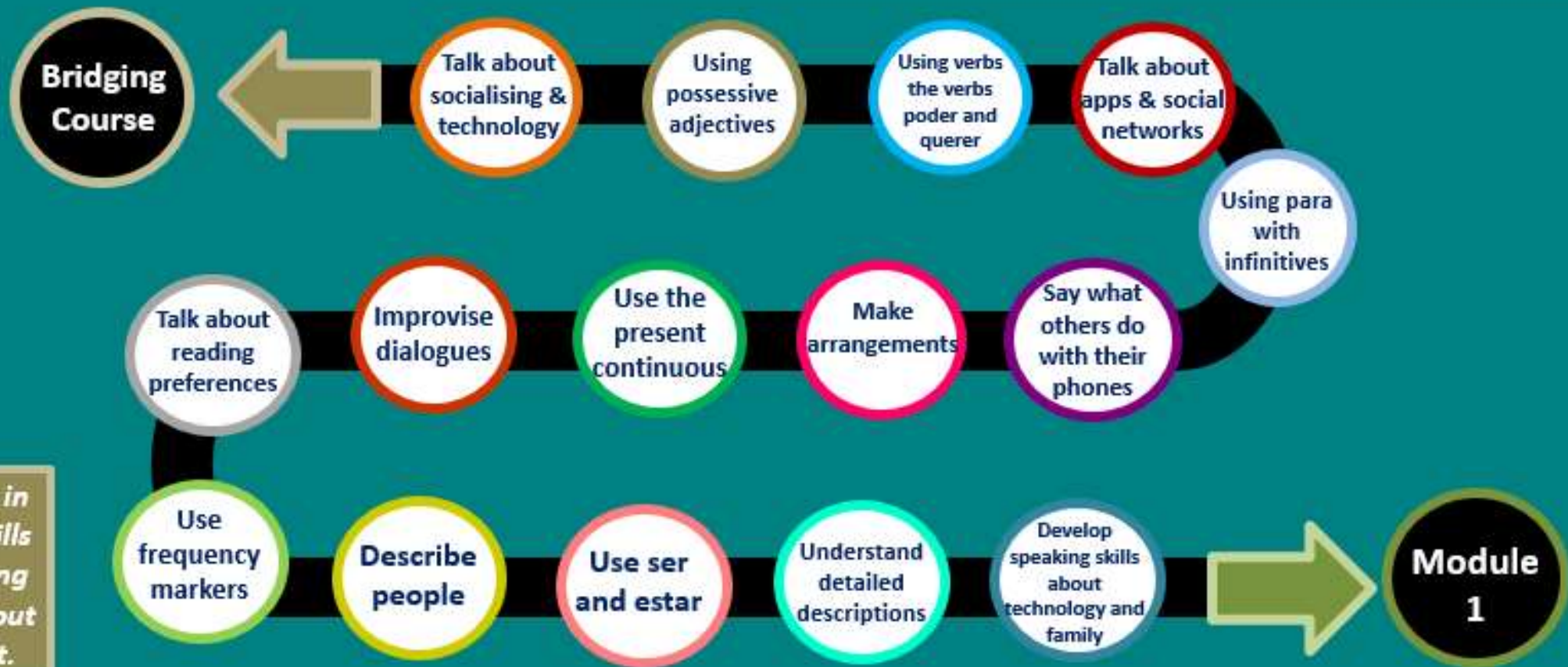


**Module 3
GCSE Viva
Textbook**

Yr9 Spanish Half Term 5 Curriculum Overview

Topic	No of lessons	Key knowledge and skills	Resources	Progression and links	SEND/ More able	Assessment & recording; factual recall checks
Mi Gente – Theme 1 – Identity & Culture		<p>Students should be able to:</p> <ul style="list-style-type: none"> • Talk about different jobs. • Discuss job preferences. • Talk about pocket money and how you earn it. • Talk about pocket money & how you spend it. 	<p><i>¡Viva!</i> 1 Module 1 Units 1-4</p> <p><i>Languagenut</i></p> <p><i>Memrise</i></p>	<p>SMSC: Students explore the world of work, and express their hopes and dreams, as well as ambitions, for the future.</p> <p>Literacy: Coverage of all 4 skills – listening, speaking, reading & writing. Strategies for accurate spelling, memorising and retention of new vocabulary Making links (word families) Key reading skills - skimming, scanning etc. Focus on written accuracy. Marking for accuracy and for quality of language</p> <p>CEIAG: Students learn facts about their language teachers and how useful languages have been in their careers.</p>	<p>Challenge:</p> <ul style="list-style-type: none"> • Extension workbook • Extension tasks embedded into PowerPoints <p>Scaffold:</p> <ul style="list-style-type: none"> • Clear instructions on slides • Workbooks to annotate • Sentence builders • Vocabulary book 	<ul style="list-style-type: none"> • <i>La chispa</i> recall task at the beginning of every lesson • Self and peer assessment • Low-stakes

Knowledge Map Year 9 Spanish Module 3

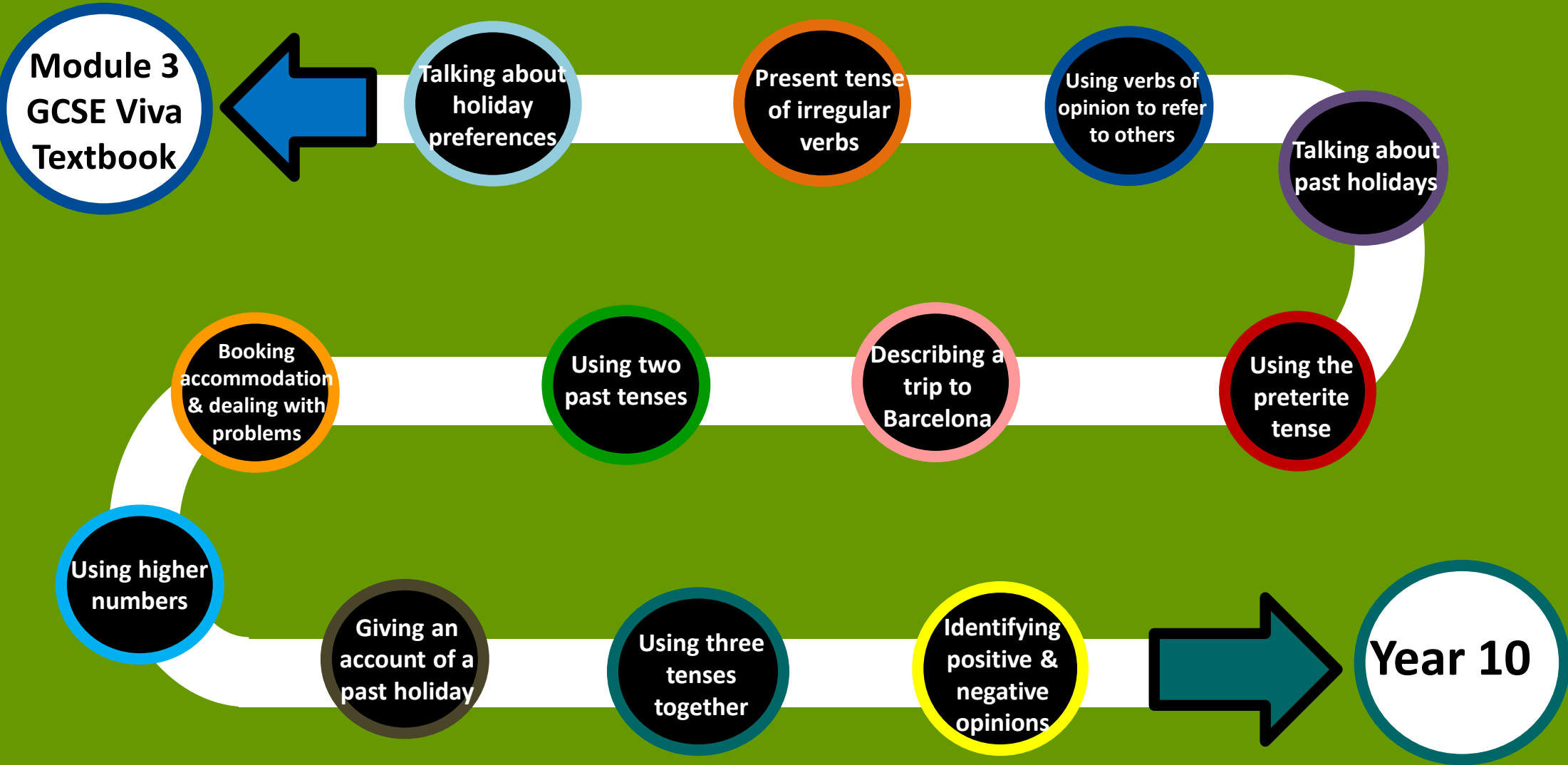
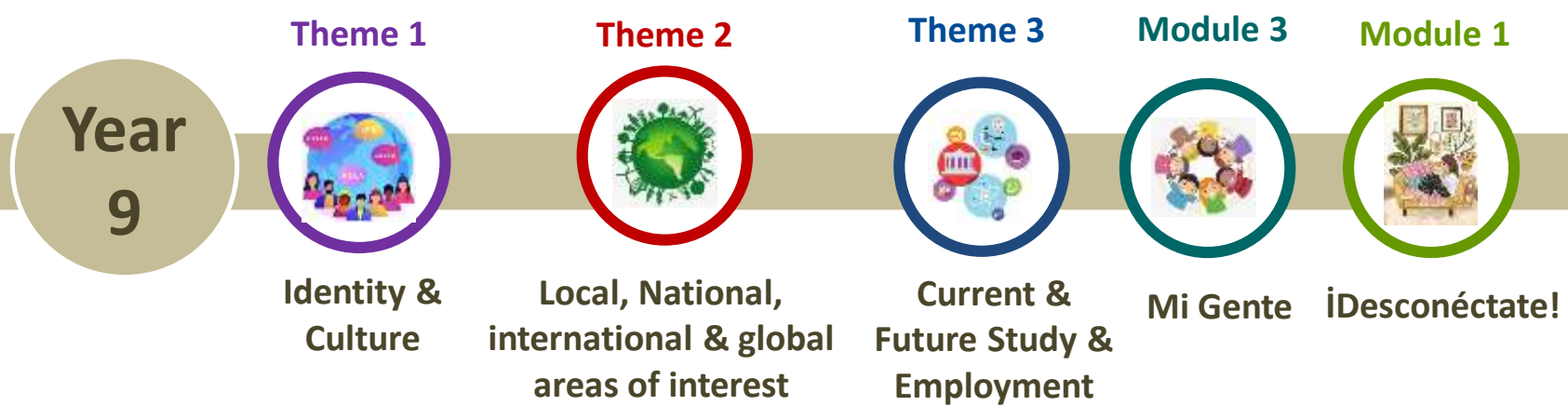


Practice in exam skills is ongoing throughout the unit.

Yr9 Spanish Half Term 6 Curriculum Overview

Topic	No of lessons	Key knowledge and skills	Resources	Progression and links	SEND/ More able	Assessment & recording; factual recall checks
¡Desconéctate! – Theme 2 – Local, national, international & global areas of interest		<p>Students should be able to:</p> <ul style="list-style-type: none"> • Talk about different jobs. • Discuss job preferences. • Talk about pocket money and how you earn it. • Talk about pocket money & how you spend it. 	<p><i>¡Viva! 1</i> <i>Module 1</i> <i>Units 1-4</i></p> <p><i>Languagenut</i></p> <p><i>Memrise</i></p>	<p>SMSC: Students explore the world of work, and express their hopes and dreams, as well as ambitions, for the future.</p> <p>Literacy: Coverage of all 4 skills – listening, speaking, reading & writing. Strategies for accurate spelling, memorising and retention of new vocabulary Making links (word families) Key reading skills - skimming, scanning etc. Focus on written accuracy. Marking for accuracy and for quality of language</p> <p>CEIAG: Students learn facts about their language teachers and how useful languages have been in their careers.</p>	<p>Challenge:</p> <ul style="list-style-type: none"> • Extension workbook • Extension tasks embedded into PowerPoints <p>Scaffold:</p> <ul style="list-style-type: none"> • Clear instructions on slides • Workbooks to annotate • Sentence builders • Vocabulary book 	<ul style="list-style-type: none"> • <i>La chispa</i> recall task at the beginning of every lesson • Self and peer assessment • Low-stakes

Knowledge Map
Year 9 Spanish
Overview
Module 1
Foundation Tier



Knowledge Map
Year 9 Spanish
Overview
Module 1
Higher Tier

